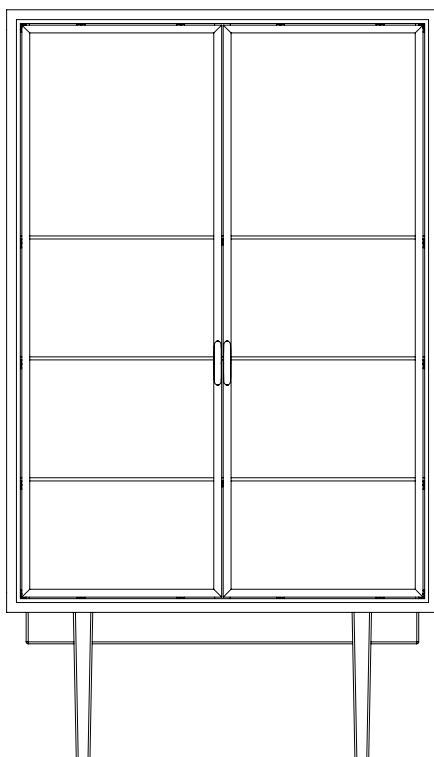


GUBI

ASSEMBLY INSTRUCTIONS

for

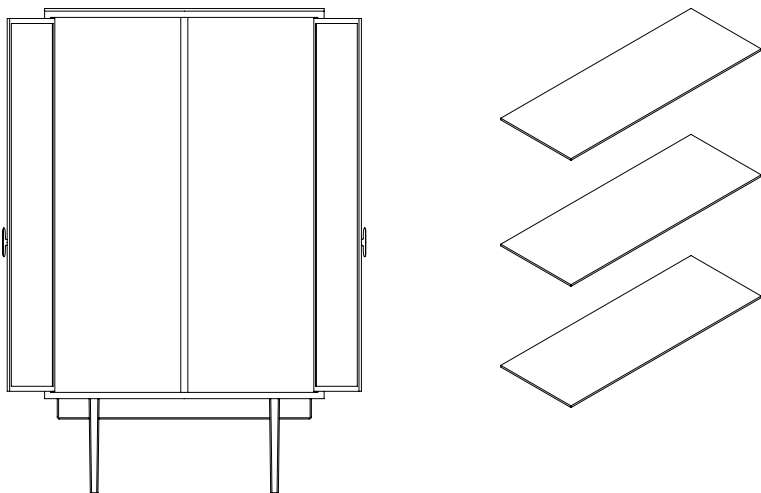
Private Vitrine



GUBI

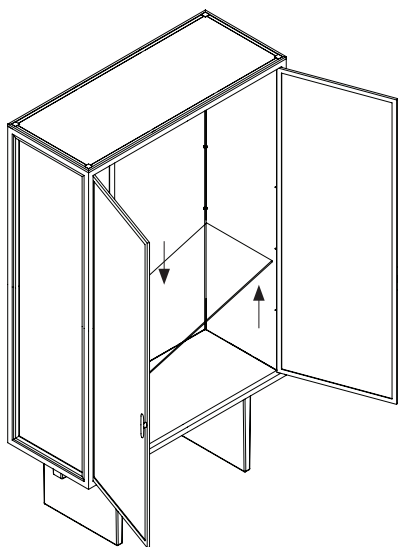
1.

Carefully unpack the glass shelves and open the doors of the vitrine.



2.

It is advisable to place the shelves with 2 persons. Make sure to support the glass shelf with two hands in the middle until it is fully resting onto the brackets. Start with the bottom shelf. Lift it slightly diagonally to fit inside the vitrine.





CARE INSTRUCTIONS

For dusting and light cleaning of the wooden surface use a soft, dry cloth. For further cleaning, use a soft cloth that is firmly wrung in clean water for gently wiping the surface, and then immediately use a dry cloth to wipe the surface again.

Do not use materials for maintenance that:

- Contain abrasive agents.
- Are basic, acidiferous or organic.

For the best maintenance of the product, protect it against sunlight and heat, and try to keep it away from moisture, grease, and other dirt. Furthermore, protect the surfaces against sharp objects and others that might cause scratches. A hot object at all time must have a heat proof mat or trivet underneath, otherwise it will damage the lacquered surface.

GLASS

For regular cleaning, clean the surface with a soft dry cloth. For more throughout cleaning, wipe with a clean cloth wrung out in clean water or water and washing-up liquid. Wipe off immediately with a clean dry cloth.

VENEERED PRODUCTS

Gubi's products of veneered wood are made of real wood veneer attached to MDF (Medium Density Fiberboard). The veneer is 1.2 mm thick, and cannot be sanded down. Given that the product is made of real wood, color and structure differences will occur naturally. Furthermore, the color of the product will change because of sunlight and light in general. We therefore recommend that you frequently move any objects you place on the product, to ensure an even surface. Veneered products are protected by a clear lacquer but excessive use of fluids left on the surface will penetrate the lacquer and result in damage to the veneer.

REPAIRS AND MAINTENANCE

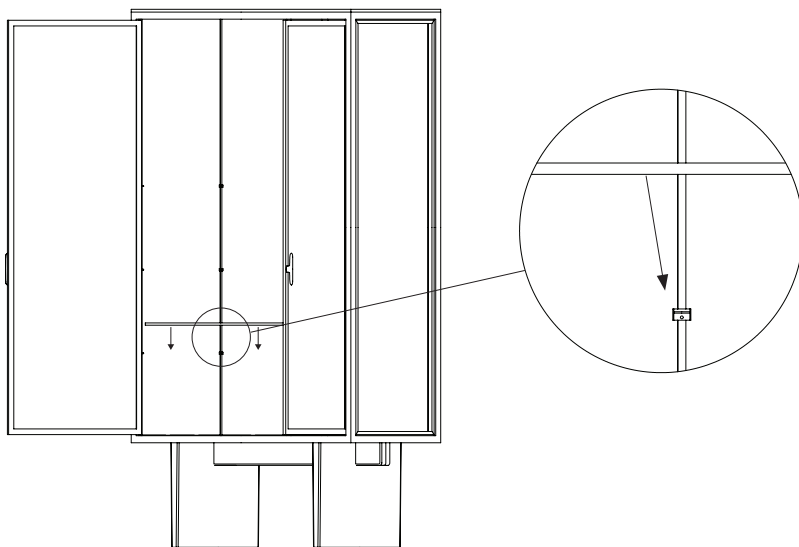
Strongly colored fluids, like red wine and fruit juice should be dried up immediately to avoid staining the surface. Deep dents and scratches in the wood can in most cases be repaired. These type of repairs should always be done by a professional carpenter.



For enquiries contact GUBI A/S - CVR: 17940384
Klubienvej 7-9, 2150 Nordhavn, Copenhagen, Denmark
T +45 69 15 60 60 – order@gubi.com
GUBI.COM

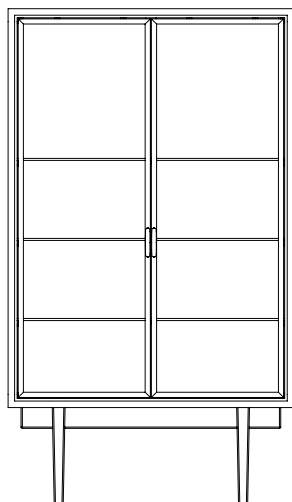
3.

Ensure each of the 4 corners and the middle of the shelf rest on a bracket inside the cabinet.



4.

Place the other shelves according to the same principle, placing the top shelf last.



5.

When the vitrine is placed on an uneven surface, use the adjustable feet to align the doors.

It always requires two people to adjust the feet. While one person is carefully lifting the vitrine's weight off the foot to be adjusted, the other person can adjust the foot by turning it either clockwise (to adjust the foot upwards) or counterclockwise (to adjust the foot downwards).

