



# NAMI

TECHNICAL  
SPECIFICATIONS

NAMI

SHELL MADE FROM HOUSEHOLD PLASTIC WASTE  
POWDER COATED STEEL FRAME

DESIGNED BY  
HENRIK PEDERSEN

SHELL · FRAME COLOR CODE = XXXX



2012  
BLACK



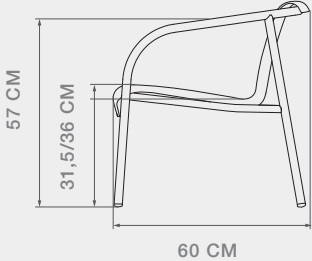
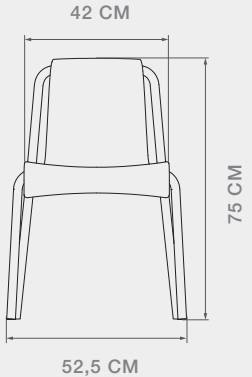
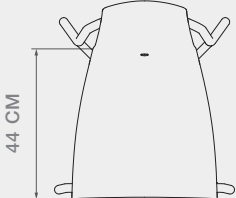
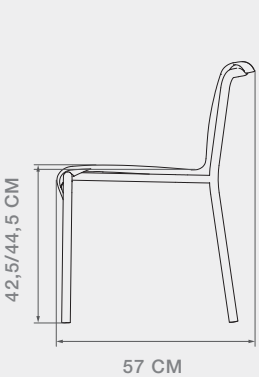
7018  
DARK GREY



2749  
OLIVE GREEN

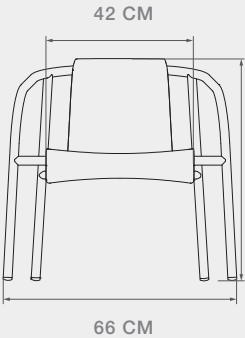
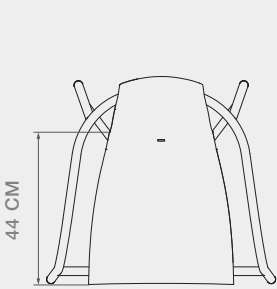


23814 NAMI DINING CHAIR

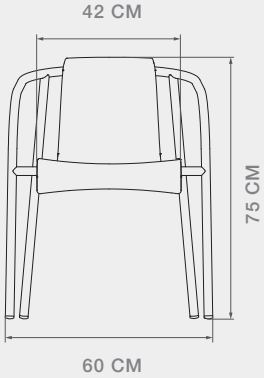
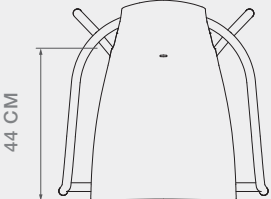
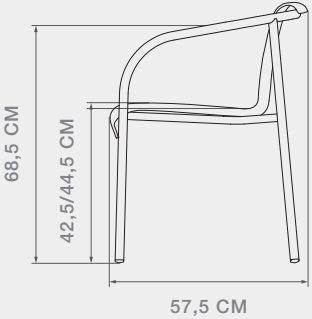


PRODUCT WEIGHT	5,8 KG · 12.8 LBS	WIDTH	52,5 CM · 20.7 IN	SEAT WIDTH	42,0 CM · 16.5 IN	ARMREST HEIGHT	N/A	PRODUCT WEIGHT	6,5 KG · 14.3 LBS	WIDTH	66,0 CM · 26.0 IN	SEAT WIDTH	42,0 CM · 16.5 IN	ARMREST HEIGHT	57,0 CM · 22.4 IN
TUBE SIZE	Ø25,0 MM · 1.0 IN	DEPTH	57,0 CM · 22.4 IN	SEAT DEPTH	44,0 CM · 17.3 IN	DIAMETER	71,0 CM · 27.9 IN	TUBE SIZE	Ø25,0 MM · 1.0 IN	DEPTH	60,0 CM · 23.6 IN	SEAT DEPTH	44,0 CM · 17.3 IN	DIAMETER	82,0 CM · 32.3 IN
		HEIGHT	75,0 CM · 29.5 IN	SEAT HEIGHT	42,5/44,5 CM · 16.7/17.5 IN	STACKABLE MAX	10 CHAIRS			HEIGHT	63,0 CM · 24.8 IN	SEAT HEIGHT	31,5/36,0 CM · 12.4/14.2 IN	STACKABLE MAX	4 CHAIRS

23811 NAMI LOUNGE CHAIR



23801 NAMI DINING CHAIR, ARMREST



PRODUCT WEIGHT	6,9 KG · 15.2 LBS	WIDTH	60,0 CM · 23.6 IN	SEAT WIDTH	42,0 CM · 16.5 IN	ARMREST HEIGHT	68,5 CM · 27.0 IN
TUBE SIZE	Ø25,0 MM · 1.0 IN	DEPTH	57,5 CM · 22.4 IN	SEAT DEPTH	44,0 CM · 17.3 IN	DIAMETER	71,0 CM · 27.9 IN
		HEIGHT	75,0 CM · 29.5 IN	SEAT HEIGHT	42,5/44,5 CM · 16.7/17.5 IN	STACKABLE MAX	6 CHAIRS

# HOUE

TECHNICAL  
SPECIFICATIONS

HOUE.COM