



COPENHAGEN PENDANT SC6

BY SPACE COPENHAGEN
2014

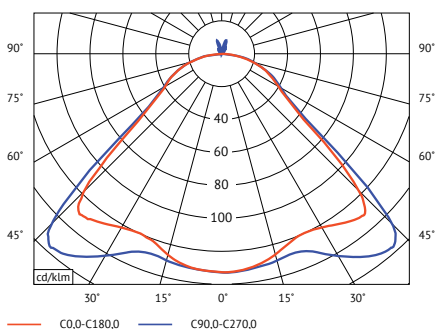
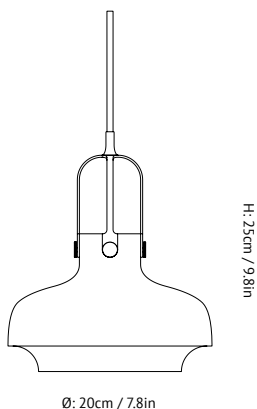


COPENHAGEN PENDANT SC6

BY SPACE COPENHAGEN
2014

“Our ambition was to design a pendant with a simple industrial feel, but which was still elegant and poetic.”


The Copenhagen Pendant is an exercise in contrasts. Combining the classic and the modern, the maritime and the industrial, it is a new pendant developed by Space Copenhagen for &tradition. Following the success of their first collaboration, the Fly Lounge Series, &tradition have worked with Space Copenhagen again to produce a pendant range in matt lacquered metal, one of Space Copenhagen's first lights to enter production.




Photometric data file (LDT or IES) available upon request.

Product type	Pendant.
Production Process	The shade is spunn into shape from a single piece of metal and matt lacquered. The suspension is made from milled and laser cut steel which undergoes a special plating process to produce the desired matt finish to compliment the shade.
Environment	Indoor.
Dimensions (cm / in)	Ø: 20cm/7.8in, H: 25cm/9.8in.
Weight (kg)	1.00 kg.
Materials	Lacquered steel shade with plated steel suspension, 4 meter fabric cord.
Colours	Matt blush. Matt moss. Matt slate. Matt black. Matt white.
Voltage (V)	220-240V - 50Hz.
Light source & energy efficiency	G9 Max 40 Watt. The luminaire is compatible with bulbs of the energy classes: A++ - E. Bulb is not included.
Certifications	CE, IP20, Class II.
Canopy	Included.
Cord lenght / diameter (cm / in)	400cm/157.5in.
Cleaning Instructions	Clean with soft dry cloth. Always switch off the electricity supply before cleaning.
Package Dimensions (cm / in)	H: 24.5cm/9.6in, W: 24.5cm/9.6in, D: 28.5cm/11.2in.


PRODUCT



COLOR




Matt black




Matt white



Matt blush



Matt moss



Matt slate